

Child Care Capacity in Doña Ana County: Centers & Homes

By the Numbers: Child Care Providers

Licensed and Registered Childcare Centers and Homes in Doña Ana County, June 2023

Type of provider	Total providers*	% of providers
Licensed Center	87	15.0%
Licensed Family Home	33	5.7%
Licensed Group Home	32	5.5%
Registered Home	427	73.7%
Total	579	100%

26%
of providers are licensed

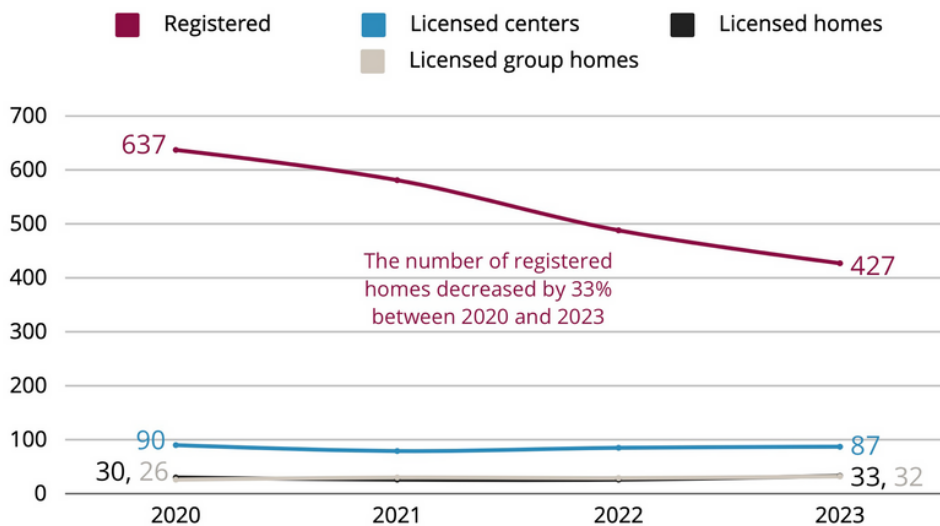
74%
of providers are registered

*There are 553 unique providers.

Number and type of child care providers within school district boundaries, June 2023

District/Provider type	Count
GISD	321
Licensed Center	22
Licensed Family Home	11
Licensed Group Home	20
Registered Home	268
HATCH	28
Licensed Center	2
Licensed Group Home	1
Registered Home	25
LCPS	230
Licensed Center	63
Licensed Family Home	22
Licensed Group Home	11
Registered Home	134
Grand Total	579

Trends in the number of registered and licensed childcare facilities in Doña Ana County, NM, 2020-2023



Data Source: New Mexico Early Childhood Education and Care Department data request.

Child Care Capacity in Doña Ana County: Slots

By the Numbers: Child Care Slots

Number and percentage of child care slots by provider type

Type of Provider	Total capacity (number of slots)	% slots by type
Licensed Center	7,196	69.7%
Licensed Family Home	197	1.9%
Licensed Group Home	373	3.6%
Registered Home	2,562	24.8%
Total	10,328	100%

76%
of slots are licensed

24%
of slots are registered

Only **23%** of all slots in the county are for children 2 years old or younger

Since 2020, the county has lost

1,300 child care slots

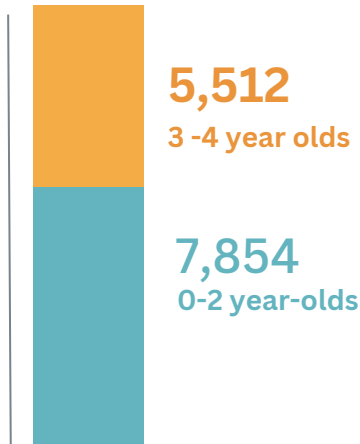
Number of slots within school district boundaries by provider type, June 2023

District/Provider type	Total slots
GISD	3,225
Licensed Center	1321
Licensed Family Home	66
Licensed Group Home	230
Registered Home	1,608
HATCH	276
Licensed Center	114
Licensed Group Home	12
Registered Home	150
LCPS	6,827
Licensed Center	5,761
Licensed Family Home	131
Licensed Group Home	131
Registered Home	804
Grand Total	10,328

Child Care Capacity Based on Population Estimates

Number of children in Doña Ana County:

13,366
children
under 5
years old



If all young children needed to be in licensed or registered child care, there could potentially be seats for:

77% of children under 5

30% of children 2 years old or younger

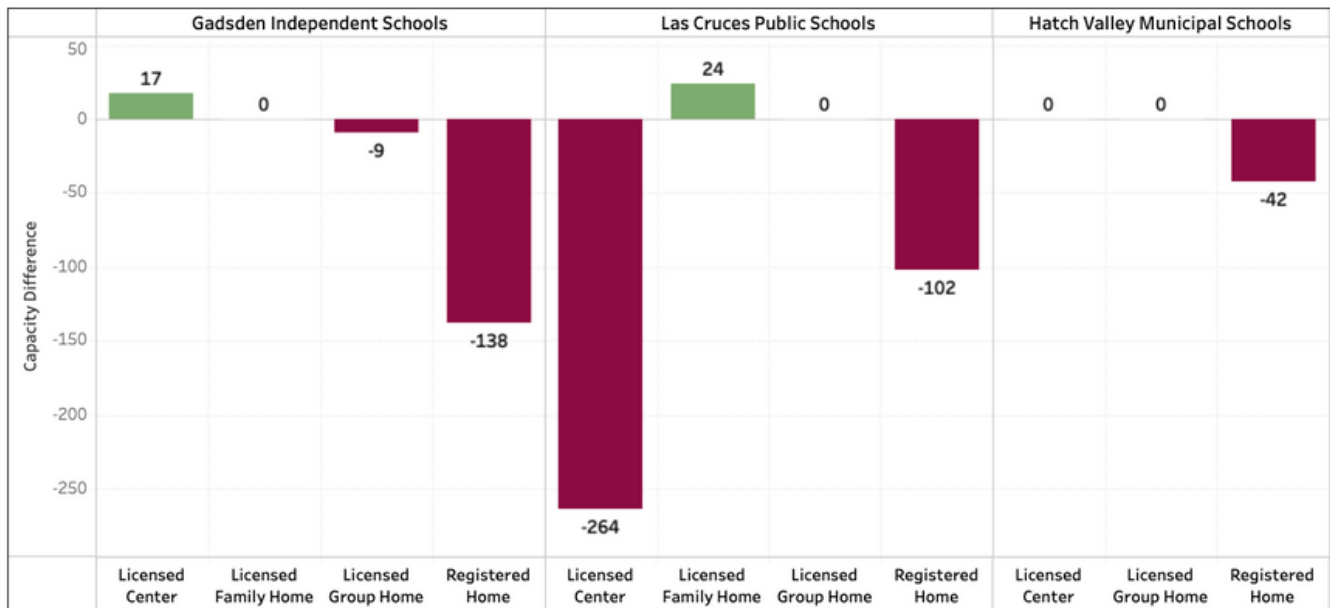
SCAN ME



Scan to view the child care capacity dashboard or visit: [here.](#)

Change in the number slots within school district boundaries in 2023, compared to 2022:

Difference in Number of Slots Available in 2023 Compared to 2022



Child Care Capacity in Doña Ana County

Child Care STARS ratings in Doña Ana County:

Licensed child care providers by STARS rating, June 2023

Star Level	# providers	% of providers
1 Star	1	0.7%
2 Star	56	36.8%
2+ Star	18	11.8%
3 Star	12	7.9%
4 Star	15	9.9%
5 Star	50	32.9%
Total	152	100%

Number and percentage of child care slots by STARS rating, June 2023

Star Level	# seats	% of seats
1 Star	80	1%
2 Star	1539	20%
2+ Star	320	4%
3 Star	847	11%
4 Star	1041	13%
5 Star	3939	51%
Grand Total	7766	100%

Sources: ECECD; Population estimates are from the New Mexico Indicator-Based Health System (NM-IBIS), 2022

Notes:



For more data visit:
<https://cca.nmsu.edu/index.html>

