

Doña Ana County, New Mexico

213,825

Total Population

51%

Speak a Language Other than English

\$38,636

Median Household Income

7%

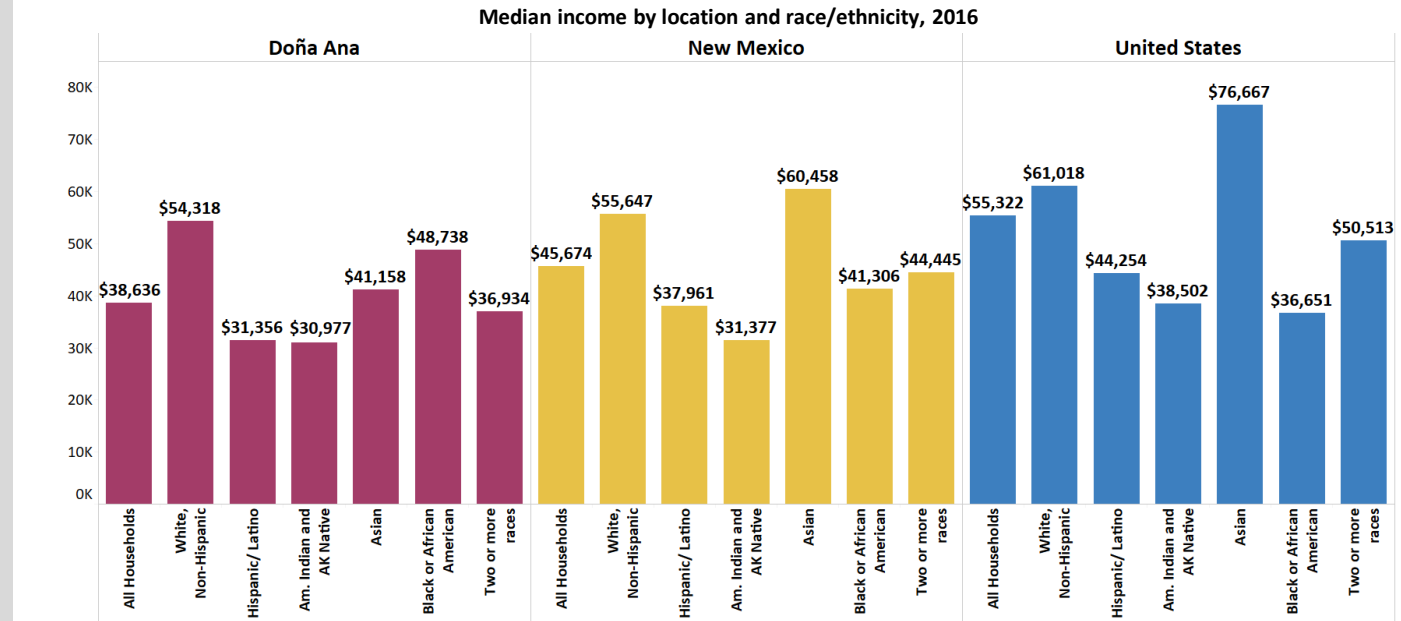
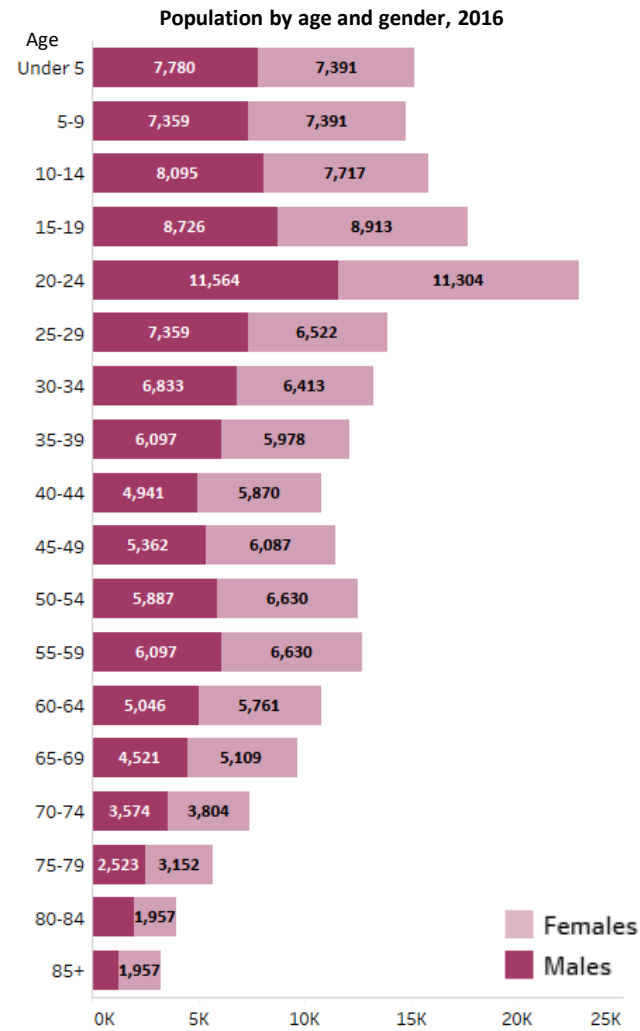
Unemployment Rate

79%

High School Graduate or Higher

28%

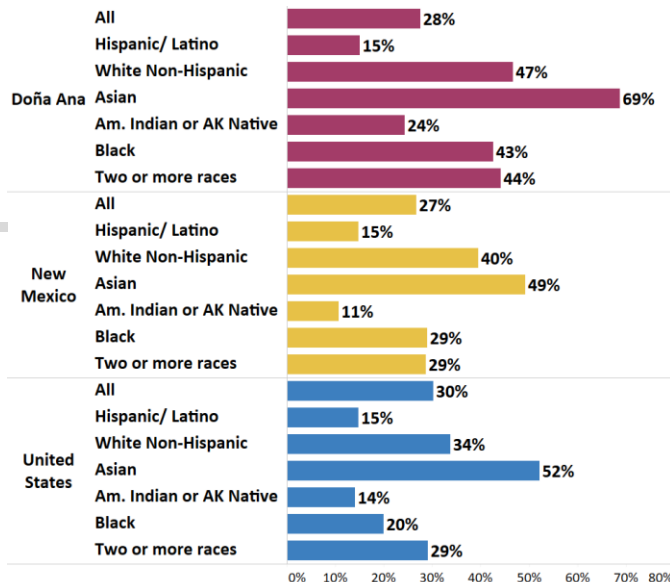
Bachelor's Degree or Higher



4 year high school graduation rates, 2016-2017

	2016	2017	% Change
Gadsden Independent Schools	86%	82%	▼ -4%
Las Cruces Public Schools	80%	86%	▲ 6%
Hatch Valley Schools	74%	68%	▼ -6%
New Mexico	71%	71%	No change

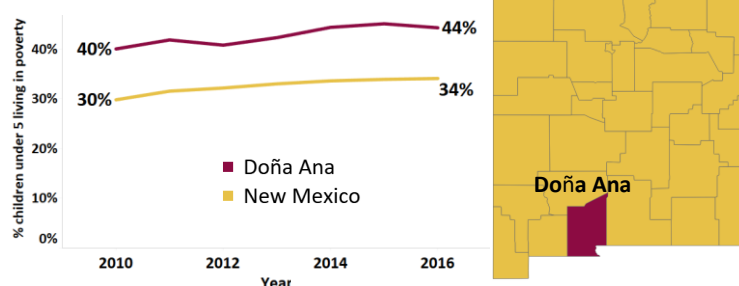
Population with a Bachelor's Degree or Higher, 2016



Population by race/ethnicity, 2016

68% Hispanic or Latino **28%** White Non-Hispanic **2%** Black or African American **2%** American Indian **1%** Asian

Children under 5 living in poverty, 2010-2016



Notes: Race data refers to residents reporting one race alone. Less than 3% of residents reported 2 or more races. Native Hawaiians and Other Pacific Islanders are less than .2% of the population. Hispanic or Latino can be any race. Rates for high school graduation and bachelor's degrees include the population 25 years-old and older. The unemployment rate includes residents over 24 years old and is not seasonally adjusted. Language other than English (spoken in the home) pertains to the population 5 years-old and older. Total population count slightly differs from total counts by gender due to different data sources. Sources: University of New Mexico, Geospatial Population Program and New Mexico Department of Health (NM IBIS), US Census Bureau: American Community Survey 5-year estimates 2012-2016, 2016 Census Quickfacts, the Bureau of Labor Statistics, and the New Mexico Public Education Department. Data Snapshot Date: June 22, 2018