

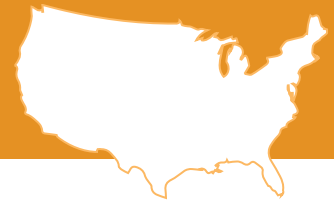
# POPULATION SNAPSHOT:

Southern New Mexico, New Mexico, and the United States <sup>1</sup>

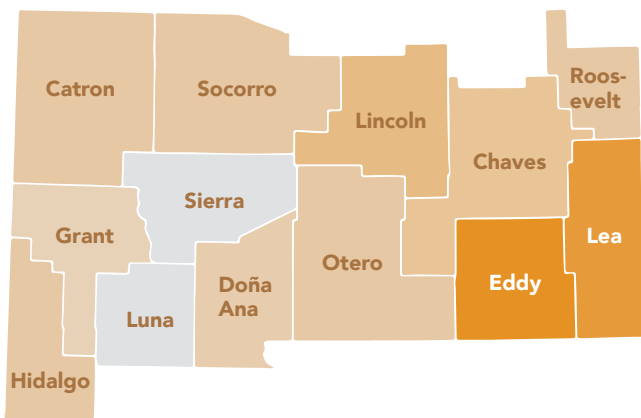
Southern New Mexico

New Mexico

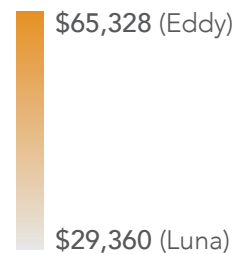
United States



<b>Population Size</b>	601,172	2,092,454	324,697,795
<b>% of New Mexico Population</b>	28.7%	--	--
<b>Median Income*</b> (See bottom left)	--	\$49,754	\$62,843
<b>Unemployment Rate</b>	6.9%	6.7%	5.3%
<b>Asian</b>	1.4%	2.3%	6.6%
<b>Black</b>	2.7%	2.9%	14.0%
<b>Hispanic (any race)</b>	56.4%	48.8%	18.0%
<b>Native American</b>	3.0%	10.8%	1.7%
<b>White alone, non-Hispanic</b>	37.9%	37.4%	60.7%
<b>Another race</b>	6.3%	10.0%	5.9%
<b>High school degree or higher</b>	80.4%	85.6%	88.0%
<b>Bachelor's degree or higher</b>	21.4%	27.3%	32.1%
<b>Speak a language other than English</b>	38.1%	34.0%	21.6%



**\*Southern New Mexico:**  
Median Income by County <sup>1</sup>



**Population Sizes of Southern New Mexico Counties** (in thousands): <sup>1</sup>

Doña Ana: 216.1	Lincoln: 19.5
Lea: 70.3	Socorro: 16.9
Otero: 66.1	Roosevelt: 18.9
Chaves: 65.1	Sierra: 11.0
Eddy: 57.7	Hidalgo: 4.3
Grant: 27.7	Catron: 3.5
Luna: 24.1	

# EARLY CHILDHOOD EDUCATION (ECE):

Doña Ana County (DAC) Data



## Doña Ana County Children Funded for ECE vs. Not funded, by Age: <sup>2</sup>

Children under 5 years old, FY 2020




Between 2017 and 2020, the number of children **under 5 years old** funded for ECE increased by **7 percentage points**.

Children 3 & 4 years old, FY 2020



Between 2017 and 2020, the number of children **3 & 4 years old** funded for ECE increased by **12 percentage points**.

Children 0 to 2 years old, FY 2020

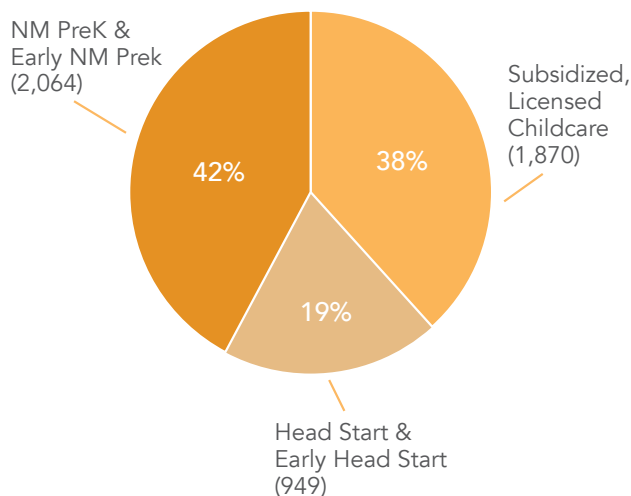


Between 2017 and 2020, the number of children **0 to 2 years old** funded for ECE increased by **2 percentage points**.

■ Children funded    ■ Children NOT funded

## Doña Ana County Children Under 5 Funded for ECE, by ECE Program:

Children under 5 years old, FY 2020 <sup>2</sup>



## Annual Median Wages by Career:

Doña Ana County, FY 2020 <sup>3</sup>



Child Care Workers  
\$19,140



Preschool Teachers  
\$23,500



Kindergarten Teachers  
\$41,863



Fast Food Cooks  
\$22,380

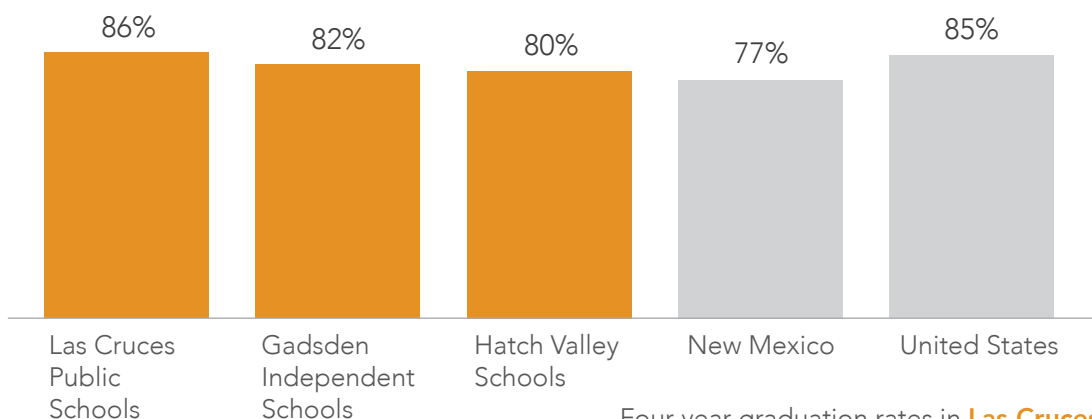
# HIGH SCHOOL GRADUATION:

Doña Ana County (DAC)  
Data



## Doña Ana County High School Graduation Rates, by District, Compared to State and National Rates:

4-Year High School Graduation Rates, FY 2020 <sup>4</sup>

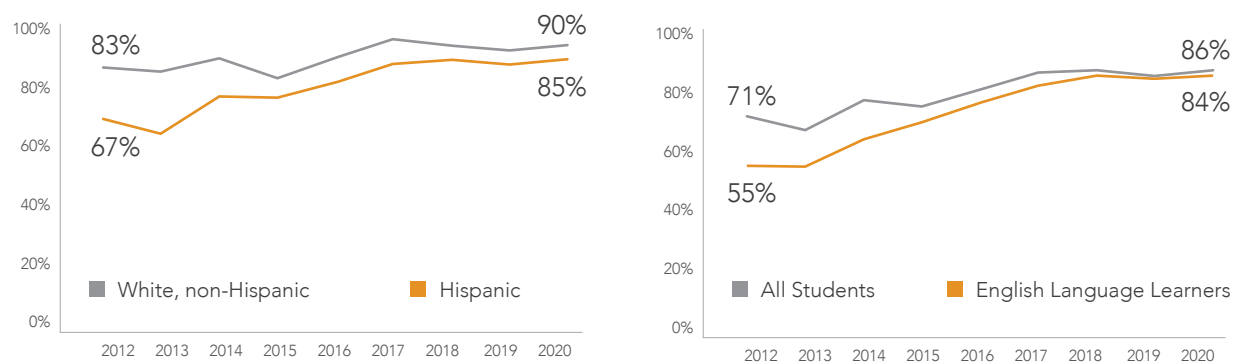


Doña Ana County School Districts

Four-year graduation rates in **Las Cruces Public Schools District** are higher than the state average and equivalent to the nation.

## High School Graduation Rates in Las Cruces Public Schools District, by Select Demographic Groups:

4-Year High School Graduation Rates, FY 2012 to 2020 <sup>4</sup>



Between **2012 and 2020**, gaps in graduation rates between Hispanic and White non-Hispanic students decreased. Similarly, the gap between English Language Learners and all students virtually disappeared. However, **other demographic groups may still be at risk for lower graduation rates**, including students with disabilities and Native American students (with 2020 graduation rates of 74% and 73%, respectively).

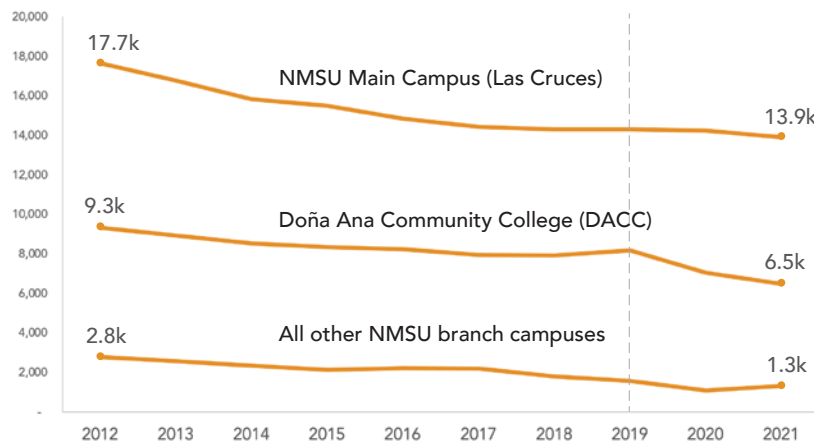
# HIGHER EDUCATION:

Doña Ana County (DAC)  
Data



## Fall Student Headcount at NMSU Campuses, 2012 to 2021:

Number of students enrolled for the Fall Semester at all NMSU campuses, main campus in Las Cruces, and Doña Ana Community College <sup>5</sup>



Between **2012 and 2018**, Fall semester student headcounts at the DACC campus **decreased by 230 students per year on average.**

Between **2019 and 2021**, Fall semester student headcounts at the DACC campus **decreased by 851 students per year on average.**

All other NMSU branch campuses refers to all New Mexico State University campuses outside of Doña Ana County, including Alamogordo (Otero County), Carlsbad (Eddy County), and Grants (Cibola County).

## Top 5 Bachelor's Degrees Awarded at NMSU Main Campus:

FY 2020 <sup>5</sup>

1. Criminal Justice
2. Nursing
3. Individualized Studies
4. Mechanical Engineering
5. General Business

# 696

NMSU Main Campus students were enrolled in an **arts program** in Fall 2021 (5.0% of the NMSU Main Campus student population). <sup>5</sup>

Arts programs include certificates, Associate's, and undergraduate and graduate degrees in such fields as animation, digital arts, game design and development, film and audio, fine arts, music, theatre arts, and web design.

## Top 5 Associate's Degrees Awarded at Doña Ana Community College:

FY 2020 <sup>5</sup>

1. Associate of Arts (general)
2. Associate of Science (general)
3. General Studies
4. Criminal Justice
5. Prebusiness

# 165

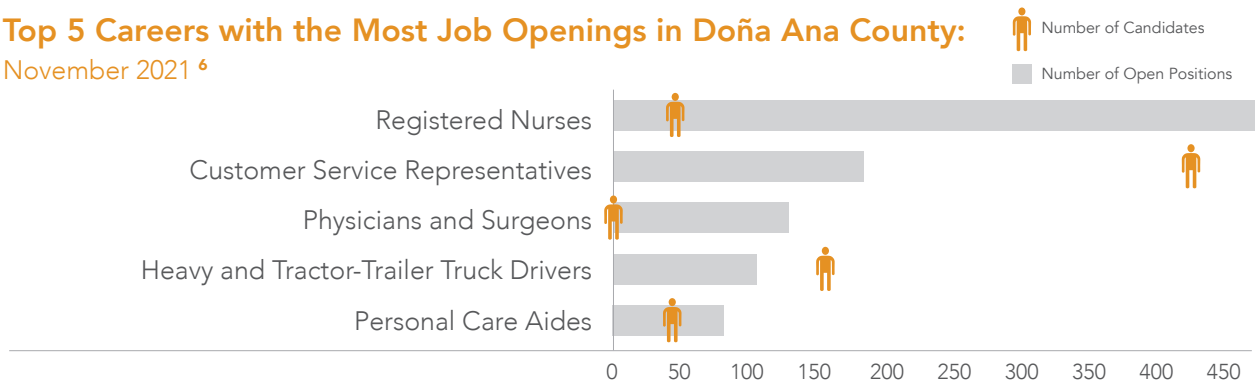
DACC students were enrolled in an **arts program** in Fall 2021 (2.5% of the DACC student population). <sup>5</sup>

# CAREERS:

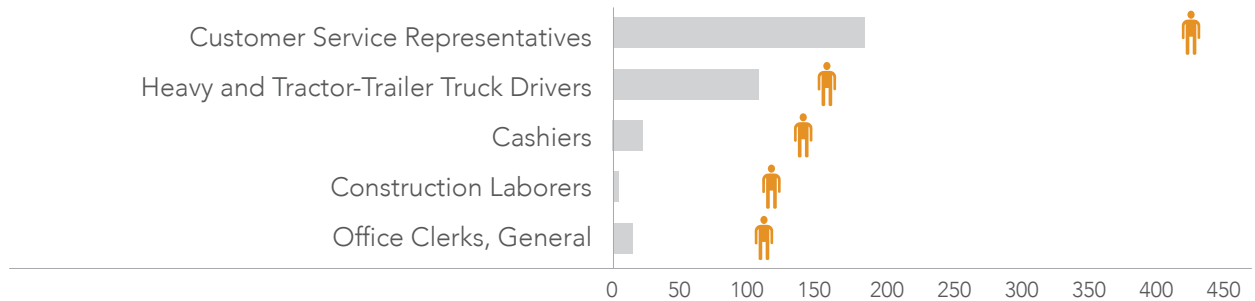
Doña Ana County (DAC)  
Data



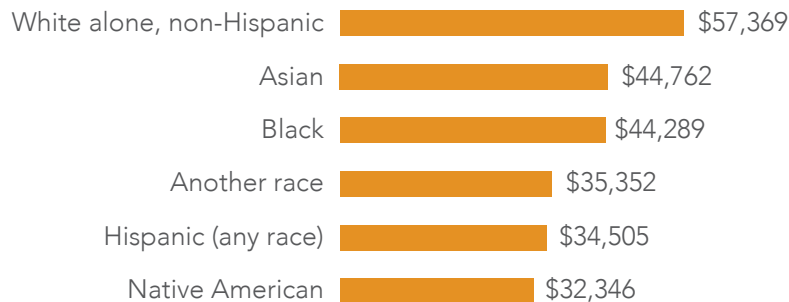
## Top 5 Careers with the Most Job Openings in Doña Ana County: November 2021 <sup>6</sup>



## Top 5 Careers with the Most Potential Candidates in Doña Ana County: November 2021 <sup>6</sup>



## Median Income by Race/Ethnicity in Doña Ana County: <sup>1</sup>



**45.9%**

of **White, non-Hispanic** DAC residents have a **Bachelor's degree or higher**. <sup>1</sup>

**15.6%**

of **Hispanic** DAC residents have a **Bachelor's degree or higher**. <sup>1</sup>

# DATA SOURCES AND REFERENCES:

1. U.S. Census Bureau ACS 5-Year Estimates, 2019
  2. Center for Community Analysis; State of New Mexico Report of the Legislative Finance Committee to the Legislature Vol. 3 (2017-2020); New Mexico Public Education Department, Children, Youth, and Families Department (CYFD); New Mexico Early Childhood Education Department; and the New Mexico Department of Health (NM-IBIS). For more information, see the CCA dashboard on Early Childhood Education at:  
<https://cca.nmsu.edu/interactive-data-dashboards/dac-children-funded-ece/>
  3. New Mexico Department of Workforce Solutions 2019; and 2019 Legislative Education Study Committee Annual Report. For more information, see the CCA 2020 Education Context Report at:  
<https://webcomm.nmsu.edu/cca/wp-content/uploads/sites/72/2021/09/Education-Context-Report-DAC-2020-WEB.pdf>
  4. New Mexico Public Education Department. For more information, see the CCA dashboard on High School Graduation Rates at:  
<https://cca.nmsu.edu/interactive-data-dashboards/high-school-graduation-rates-in-dona-ana-county/>
  5. New Mexico State University Office of Institutional Analysis and Doña Ana Community College Office of Institutional Analysis
  6. New Mexico Department of Workforce Solutions, November 7, 2021. For more information, see the CCA dashboard on jobs and candidates in Doña Ana County at:  
<https://cca.nmsu.edu/interactive-data-dashboards/ratio-of-jobs-to-candidates/>
- \*Note: This dashboard currently contains data from October 2020 but will be updated soon.