

Goal: CHILDREN ARE BORN INTO HEALTHY HOMES

IN DOÑA ANA COUNTY...

44%

of children
under 5 live
in poverty

81%

of children who
likely qualify for
a child care
assistance
subsidy don't
receive one ¹

76%

of parents who
have difficulty
getting child
care said it
costs too much²

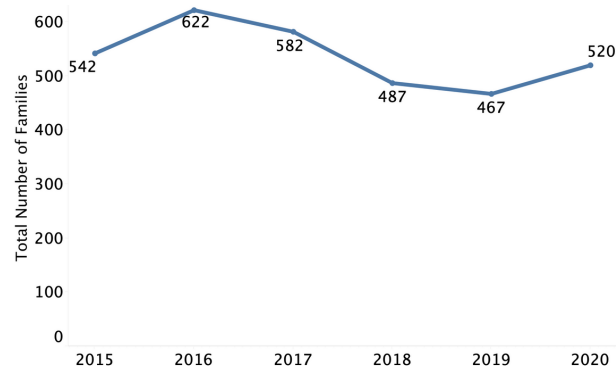


HOME VISITING - WHAT ARE THE BENEFITS?

- positive impact on reducing child abuse and neglect
- improves birth outcomes such as decreased pre-term births and low-birthweight babies
- improves school readiness for children
- increases high school graduation rates for mothers participating in the program

<https://www.ncsl.org/research/human-services/home-visiting-improving-outcomes-for-children635399078.aspx>

TOTAL NUMBER OF FAMILIES FUNDED FOR HOME VISITING SERVICES, FY 2015-2020



787

Total number of children who were victims of child abuse or neglect in Doña Ana County, FY 2018

Source: Children, Youth and Families Department, 360 Yearly SFY18 Annual Report

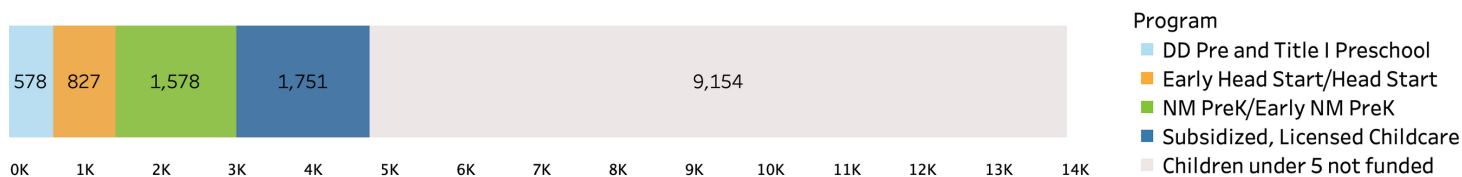
Notes: Region IX Educational Cooperative totals represent the number of families contracted to serve in Otero, Luna and Doña Ana Counties. Ben Archer Health Center totals for FY 2017, 2016, and 2015 represent the number of families contracted to serve in Otero, Luna and Doña Ana Counties. Sources: State of New Mexico Report of the Legislative Finance Committee to the Legislature Vol. 3 (2015 - 2020), US Census Bureau 2018, 1. Analysis by the Center for Community Analysis, 2. The 100% Community Survey, 2018- Resilience Leaders of Doña Ana County and the Anna, Age Eight Institute: <https://www.annaageeight.org/>

EARLY CHILDHOOD SUCCESS



Goal: CHILDREN ARE READY FOR SCHOOL

NUMBER OF CHILDREN FUNDED FOR FREE OR SUBSIDIZED EVIDENCE-BASED EARLY CHILDHOOD EDUCATION PROGRAMS IN DOÑA ANA COUNTY, FY 19



% Children Funded by Age

34% of total children **UNDER 5**

13% of children **2 years old and younger**

66% of children **3 to 4 years old**

Since the SUCCESS Partnership Baseline...



NM PreK in Doña Ana County increased by

38%
(434 children)

Children who attend high-quality ECE programs are:

- less likely to be placed in special education
- less likely to be retained in a grade
- more likely to graduate from high school

Source: Harvard Graduate School of Education

Notes: "Funded children" represents number of funded slots in programs. Counts are not unduplicated and children may occupy slots in more than one program. Baseline increase represents funded slots for NM Early PreK and NM PreK from FY 14 to FY 19 Sources: Annual NM PreK Reports and State of New Mexico Report of the Legislative Finance Committee to the Legislature Vol. 3 (2017 - 2020), NMSU Center for Community Analysis Gap Analysis

Goal: ECE WORKFORCE IS SUPPORTED

ANNUAL MEAN WAGES FOR EARLY CHILDHOOD EDUCATORS IN DOÑA ANA COUNTY



Child Care Worker
\$18,370



Preschool Teacher
\$24,430



Kindergarten Teacher
\$41,916


Notes and Sources: Mean wages for child care workers and preschool teachers are from the New Mexico Department of workforce Solutions, 2018. Mean wage for kindergarten teachers was estimated from the average salaries for first year kindergarten teachers in county school districts. Source: School district salary tables retrieved from school district websites.

K-12 SUCCESS

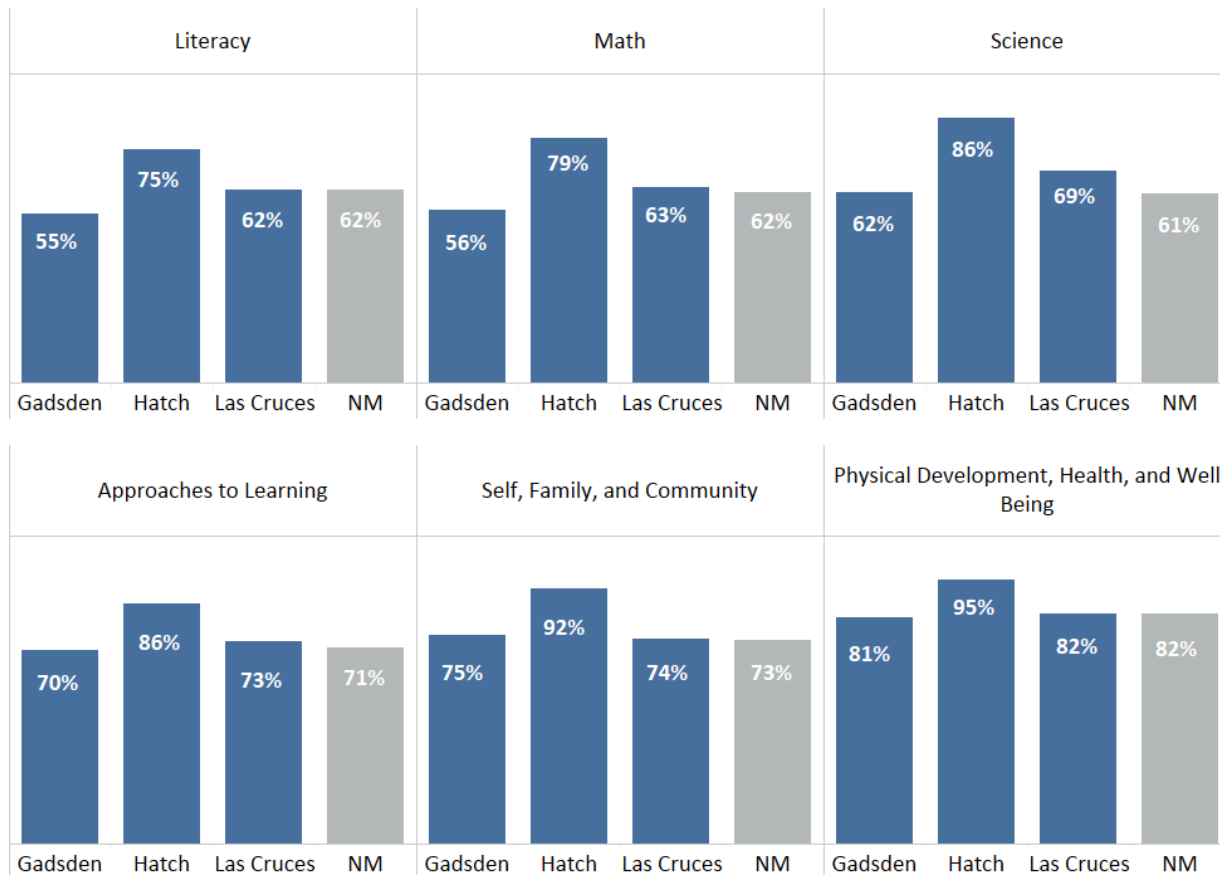


Goal: STUDENTS SUCCEED ACADEMICALLY

STUDENTS ENTERING KINDERGARTEN MEETING AGE-LEVEL EXPECTATIONS IN DOÑA ANA COUNTY, (KOT) FY 19



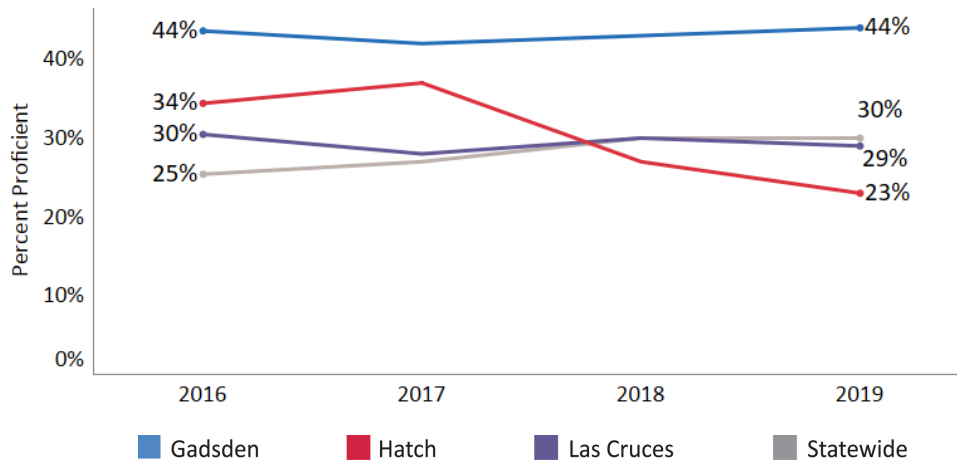
STUDENTS ENTERING KINDERGARTEN MEETING AGE-LEVEL EXPECTATIONS IN DOÑA ANA COUNTY, (KOT) FY 19, BY DISTRICT



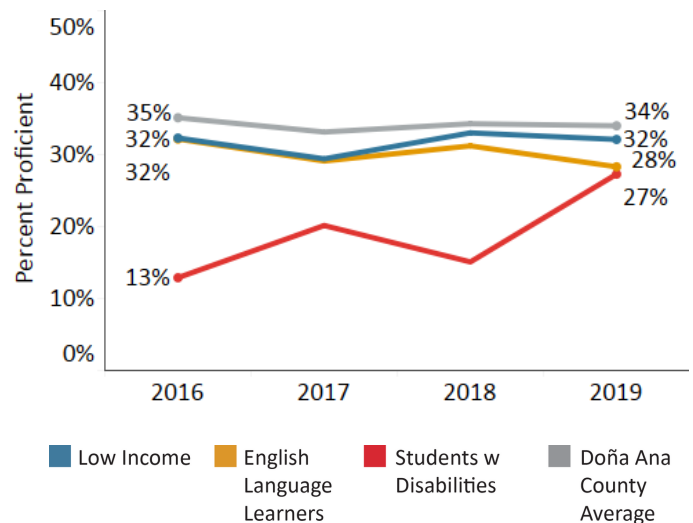
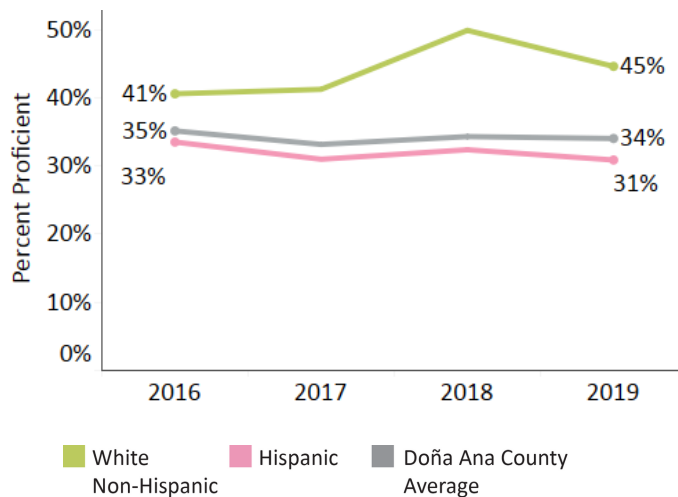
Notes: The Kindergarten Observation Tool (KOT) is a measure of students' knowledge and skills completed at the beginning of the year.
 Source: NM Public Education Department, Kindergarten Observation Tool (KOT)

Reading Proficiency - 3rd Grade

PERCENTAGE OF 3RD GRADE STUDENTS PROFICIENT IN READING, DOÑA ANA COUNTY AND NEW MEXICO, (PARCC) FY 16-19, BY DISTRICT



PERCENTAGE OF 3RD GRADE STUDENTS PROFICIENT IN READING, DOÑA ANA COUNTY, (PARCC) FY 16-19, BY SUBGROUP



Reading at grade level is one of the strongest predictors of future academic success, with data showing the association between gaps in early literacy and persistent achievement gaps.

Note: Data for some subgroups are not represented because the populations are too small. Low income is defined as students receiving free or reduced-price lunch.

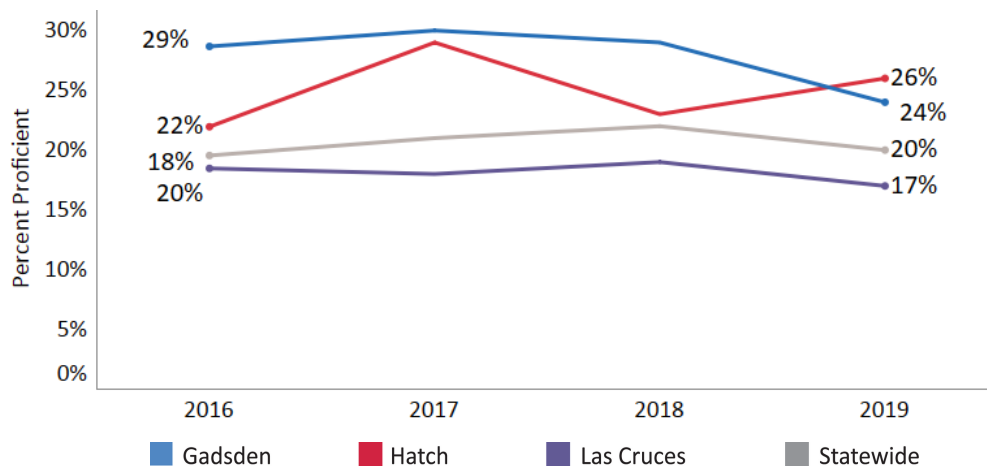
Source: New Mexico Public Education Department, Webfiles 2015-2019, Partnership for Assessment of Readiness for College and Careers (PARCC)

K-12 SUCCESS

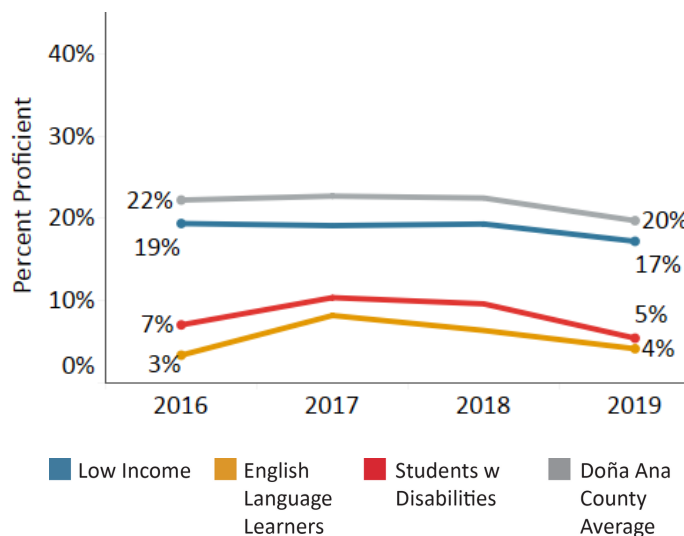
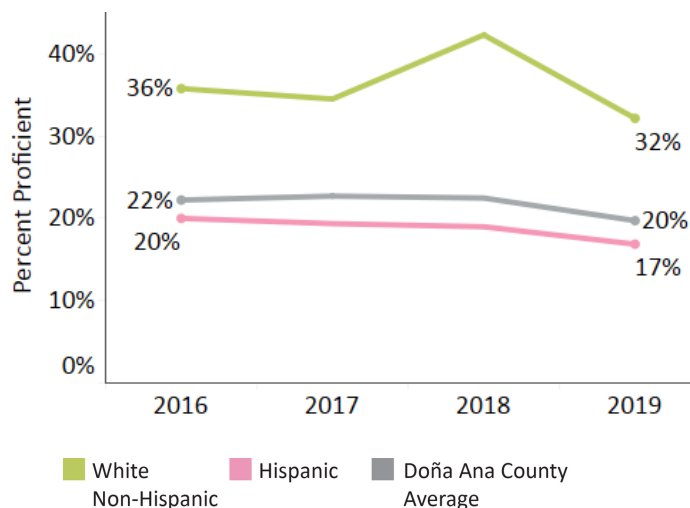


Math Proficiency - 8th Grade

PERCENTAGE OF 8TH GRADE STUDENTS PROFICIENT IN MATH, DOÑA ANA COUNTY AND NEW MEXICO, (PARCC) FY 16-19, BY DISTRICT



AVERAGE PERCENTAGE OF 8TH GRADE STUDENTS PROFICIENT IN MATH, DOÑA ANA COUNTY, (PARCC) FY 16-19, BY SUBGROUP



"8th grade achievement displays a stronger relationship with 11th or 12th grade ACT scores, and therefore with college and career readiness, than does any other factor more than students' family background, high school coursework, or high school grade point average." Source: www.act.org

Note: Data for some subgroups are not represented because the populations are too small. Low income is defined as students receiving free or reduced-price lunch.

Source: New Mexico Public Education Department, Webfiles 2015-2019, Partnership for Assessment of Readiness for College and Careers (PARCC)

K-12 SUCCESS



Goal: STUDENTS SUPPORTED IN HEALTHY SCHOOLS

High school students in Doña Ana County who do not feel that an adult at school listens to them are

3.4 times

as likely as their peers to **attempt suicide**.
(24% versus 7%)¹

Only
6%

of parents in Doña Ana County report that their child has needed a **youth mentor**.²

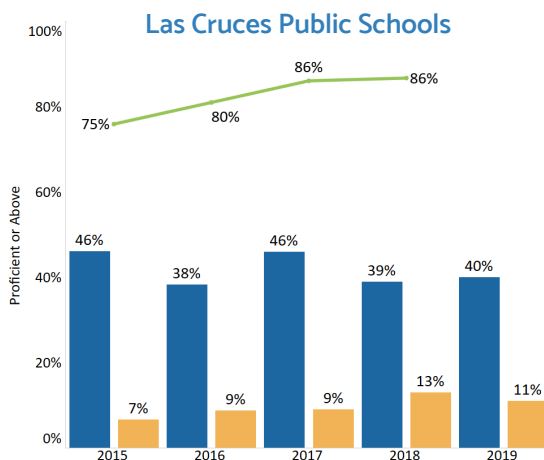
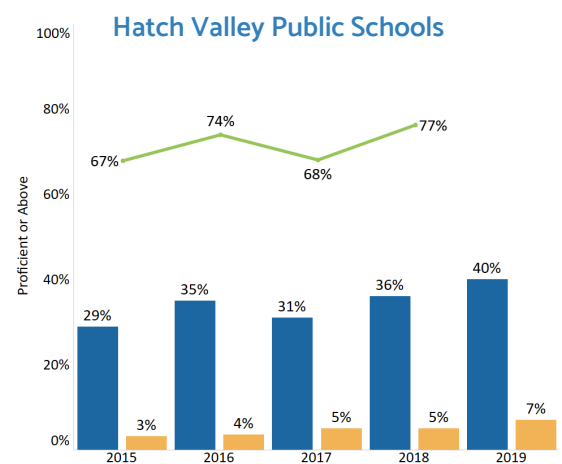
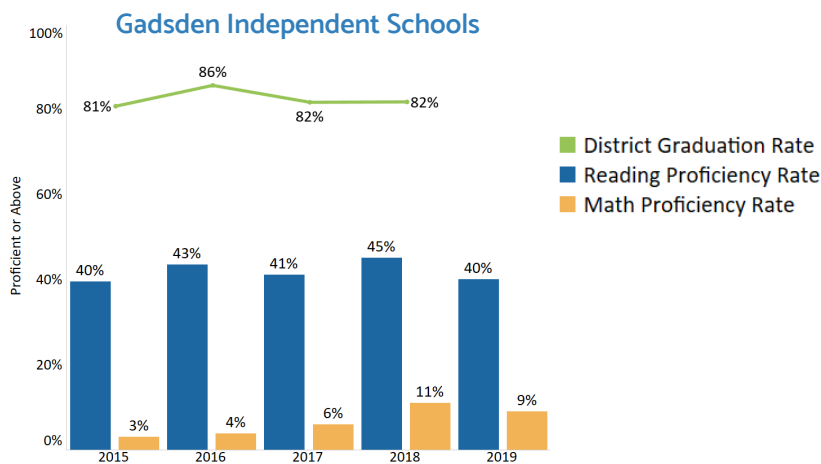


Children cannot focus on academics if their basic needs are not met. Community schools offer wrap around services like youth mentors, healthcare, tutoring, food pantries, and more. There are 4 community schools in Las Cruces.

Sources: ¹ NM Youth Risk and Resiliency Survey (YRRS), 2017; ² Resilient Community Experience Survey, 2019, Resilience Leaders of Doña Ana County and the Anna, Age Eight Institute

Goal: STUDENTS GRADUATE HIGH SCHOOL PREPARED FOR COLLEGE

4-YEAR GRADUATION RATES COMPARED TO 11TH GRADE PARCC SCORES, BY DISTRICT, 2015-2019



GRADUATION RATE DIFFERENCES SINCE SUCCESS PARTNERSHIP BASELINE

	2015	2018	Difference
New Mexico	69%	74%	▲ +5%
Gadsden	81%	82%	▲ +1%
Las Cruces	75%	86%	▲ +11%
Hatch	67%	77%	▲ +10%

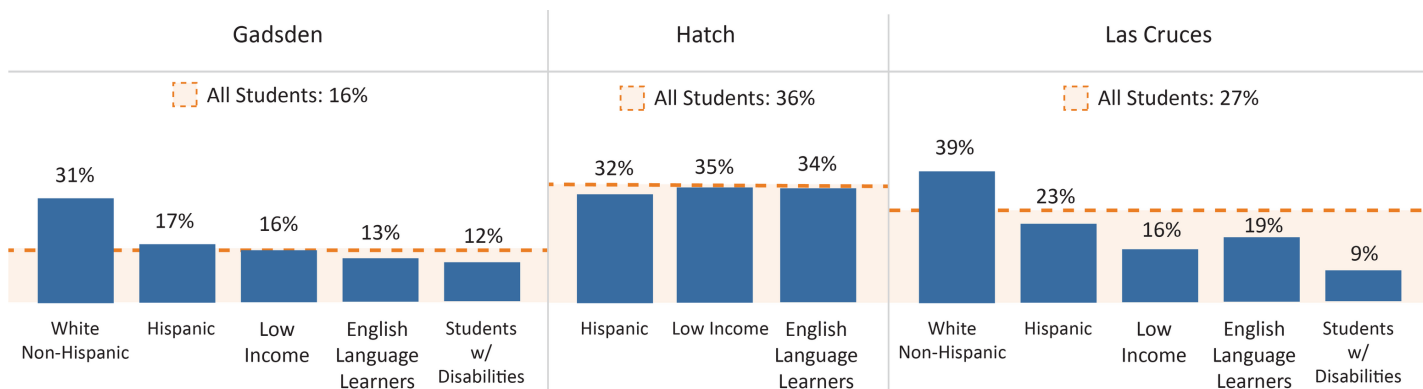
Notes: High school district graduation rates for 2019 are currently unavailable.
Sources: NM PED - PARCC Proficiencies, 4-Year Graduation Rates

K-12 SUCCESS

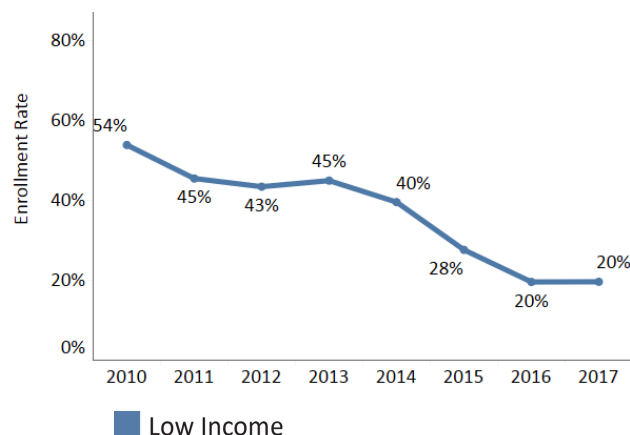
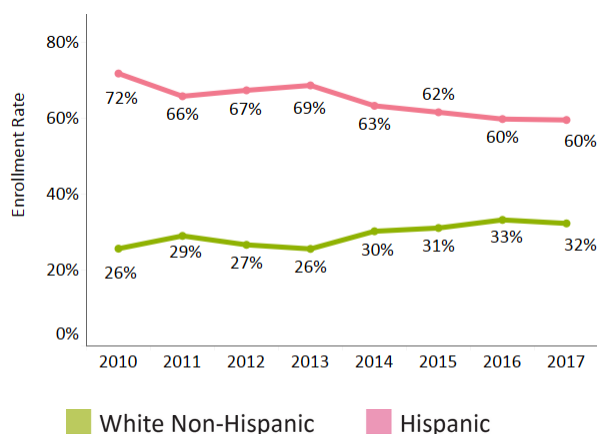


Goal: EQUITABLE ACCESS TO HIGHER EDUCATION OPPORTUNITIES

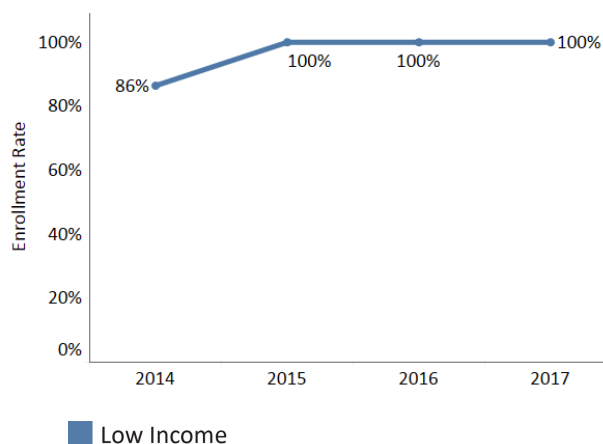
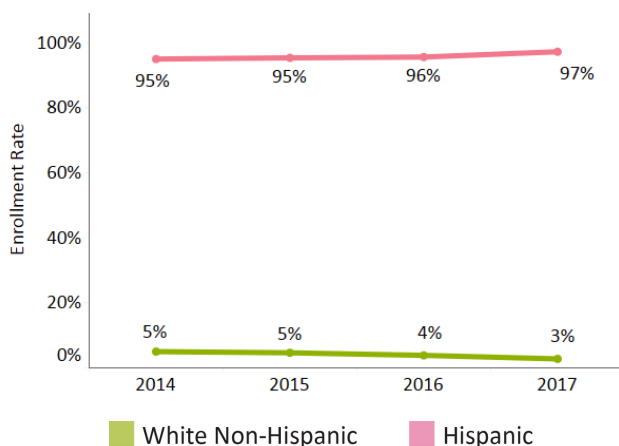
PERCENTAGE OF STUDENTS FROM THE 2017 GRADUATING COHORTS WHO PARTICIPATED IN DUAL CREDIT, BY DISTRICT & RACE/ETHNICITY



ARROWHEAD EARLY COLLEGE HIGH SCHOOL + MEDICAL ACADEMY (LCPS) ENROLLMENT DEMOGRAPHICS, 2011-2018



ALTA VISTA EARLY COLLEGE HIGH SCHOOL (GISD) ENROLLMENT DEMOGRAPHICS, 2015-2018



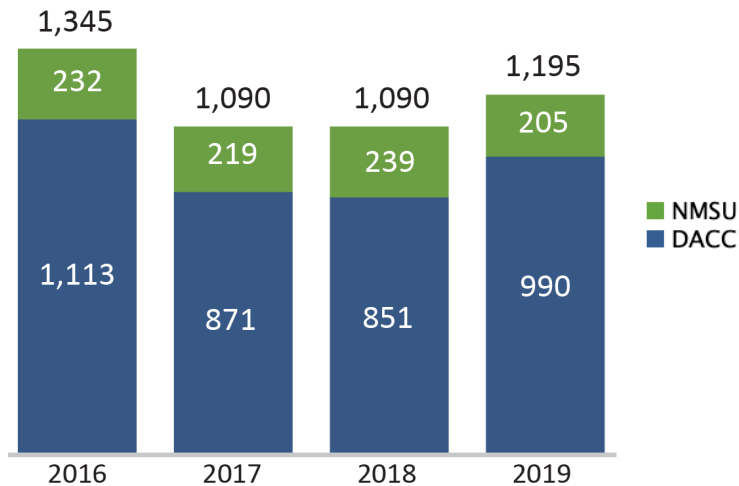
Notes: In 2018, the demographics for Las Cruces Public Schools high school students were: 74% Hispanic, 20% White Non-Hispanic, and 53% Low Income. Among GISD high school students: 98% Hispanic, 2% White Non-Hispanic, and 100% Low income. Source: National Center for Education Statistics

POST-SECONDARY SUCCESS

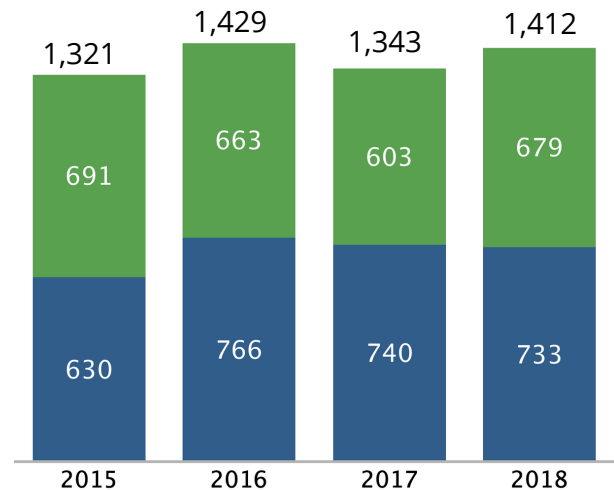


Goal: STUDENTS ENROLL IN COLLEGE

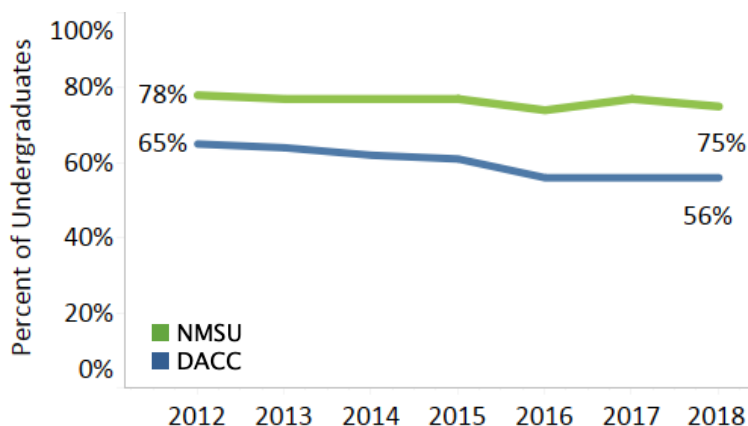
DUAL CREDIT ENROLLMENT, NMSU AND DACC FALL 2016-2019



ENROLLMENT RATE FULL-TIME, FIRST TIME FRESHMEN FROM DOÑA ANA COUNTY HIGH SCHOOLS, NMSU AND DACC FALL 2015-2018



PERCENTAGE OF UNDERGRADUATE STUDENTS RECEIVING FINANCIAL AID, NMSU AND DACC, 2012-2018



AVERAGE FINANCIAL AID AWARD AMOUNT FOR UNDERGRADUATES

NMSU	
2012-2013	2017-2018
\$8,284	\$10,038 ▲
DACC	
2012-2013	2017-2018
\$5,248	\$5,784 ▲

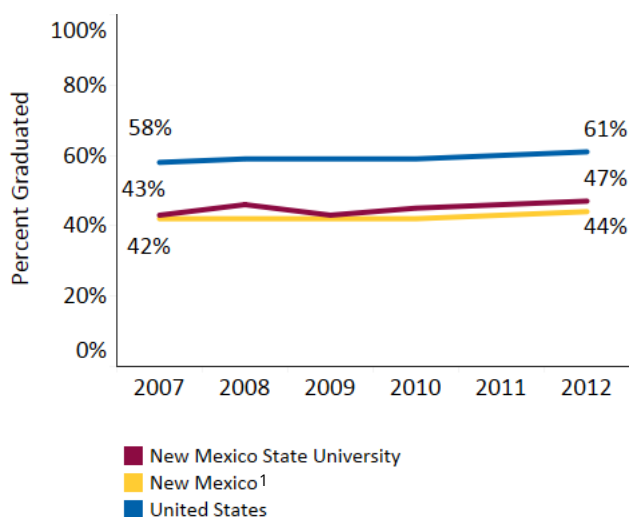
Notes: Financial aid is defined as grant or scholarship aid includes aid received, from the federal government, state or local government, the institution, and other sources known by the institution. Financial aid for NMSU includes undergraduates only. Sources: New Mexico State University Office of Institutional Analysis and National Center for Education Statistics - Integrated Postsecondary Education Data System (NCES IPEDS)

POST-SECONDARY SUCCESS

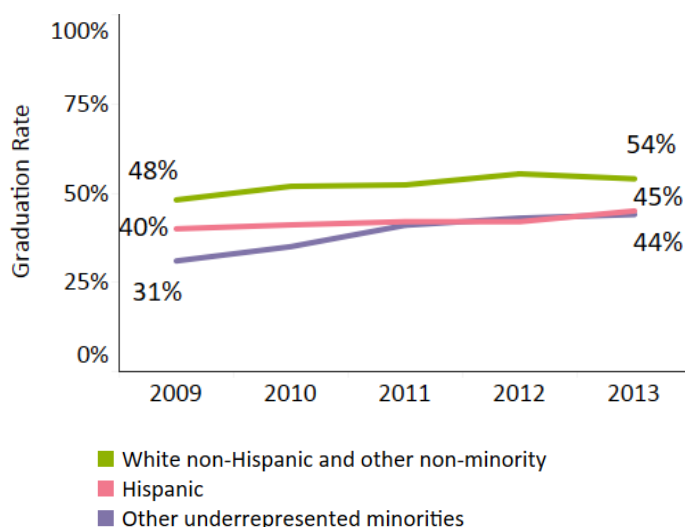


Goal: STUDENTS COMPLETE COLLEGE

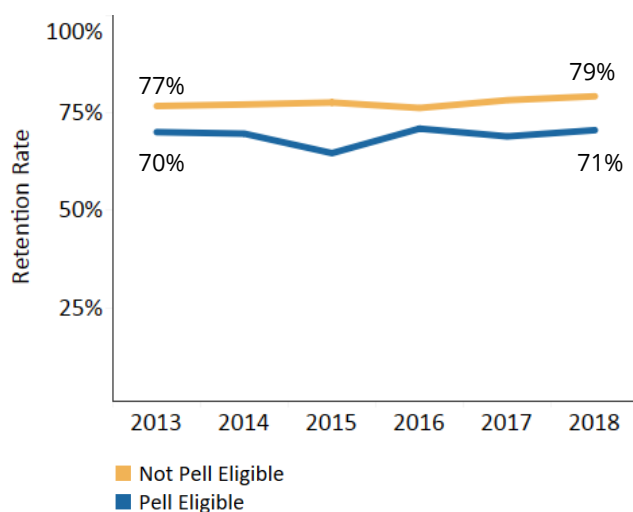
6-YEAR GRADUATION RATE, FT-FT DEGREE SEEKING STUDENTS, 2007-2012



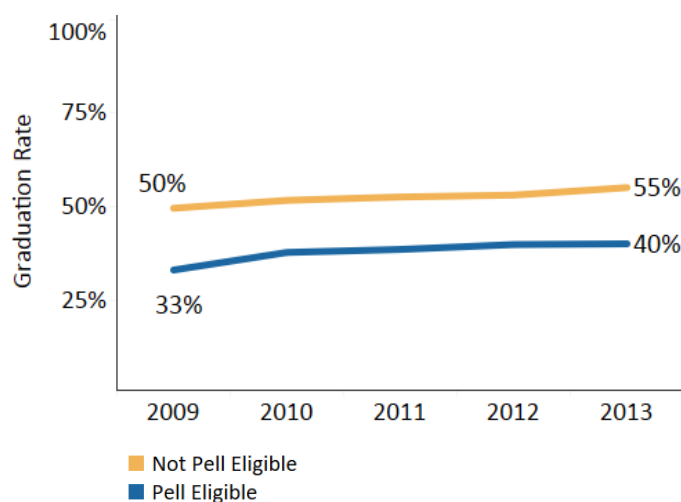
6-YEAR GRADUATION RATE, FT-FT DEGREE SEEKING MINORITY/NON-MINORITY STUDENTS, NMSU MAIN CAMPUS



RETENTION RATES FOR FT-FT DEGREE-SEEKING STUDENTS BY INCOME STATUS, NMSU MAIN CAMPUS



6-YEAR GRADUATION RATES FOR FT-FT DEGREE-SEEKING STUDENTS BY INCOME STATUS, NMSU MAIN CAMPUS



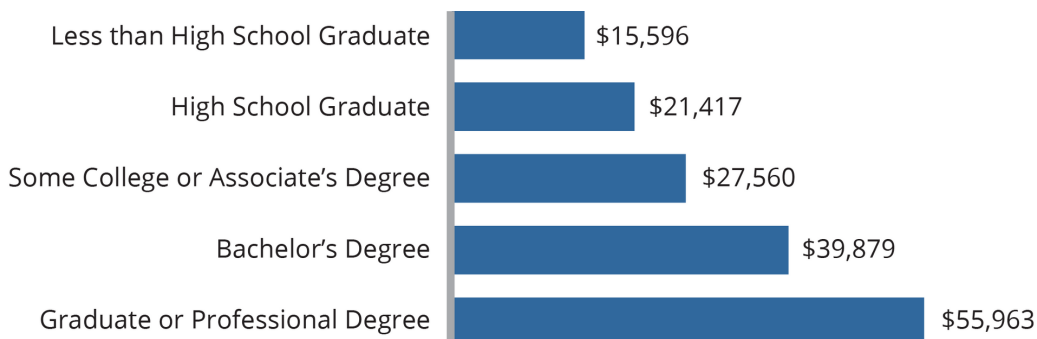
Notes: "FT-FT" = Full-time, First-time Freshmen. 1. New Mexico includes students who received a bachelor's or equivalent degree at all public, 4-year or above post-secondary institutions in New Mexico. Sources: Office of Institutional Analysis, New Mexico State University and National Center for Education Statistics (NCES- IPEDS)

CAREER SUCCESS



Goal: EQUITABLE ACCESS TO SELF-SUSTAINING CAREERS

MEDIAN EARNINGS ACCORDING TO EDUCATIONAL ATTAINMENT, DOÑA ANA COUNTY, FY 18



15%

of **Hispanic or Latino** individuals 25 and over in Doña Ana County have a Bachelor's degree or higher.



47%

of **White (non-Hispanic)** individuals 25 and over in Doña Ana County have a Bachelor's degree or higher.

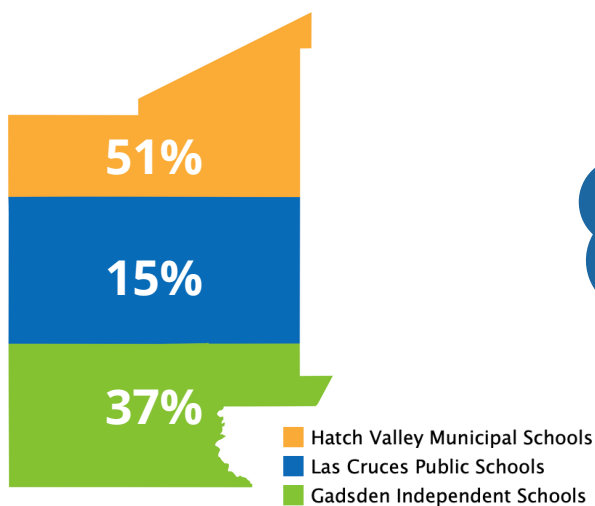


28%

of all individuals 25 and over in Doña Ana County have a Bachelor's degree or higher.

Source: US Census Bureau: American Community Survey 5-Year Estimates 2018 (Chart S1501)

Percentage of adult population with **LESS THAN A HIGH SCHOOL DIPLOMA** living within each school district in Doña Ana County:



■ Hatch Valley Municipal Schools
■ Las Cruces Public Schools
■ Gadsden Independent Schools

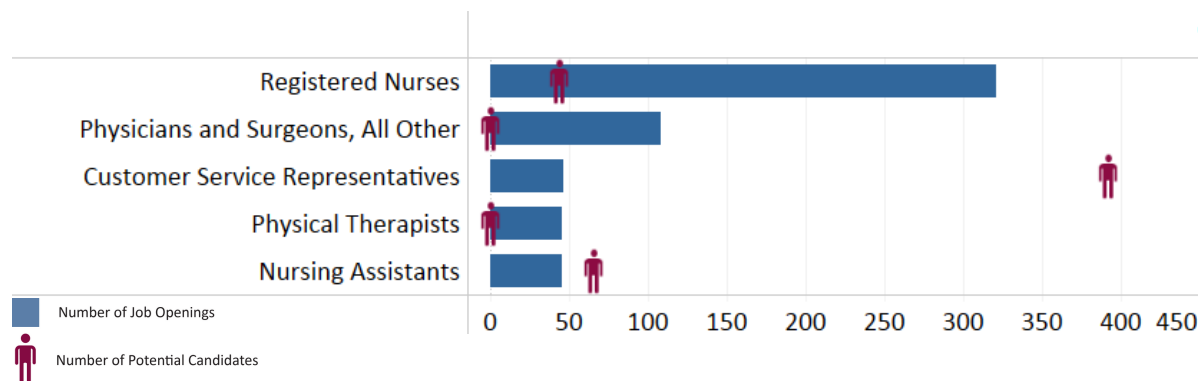
82%

of **high schoolers** in Doña Ana County **plan to go to college** or some other school after high school.

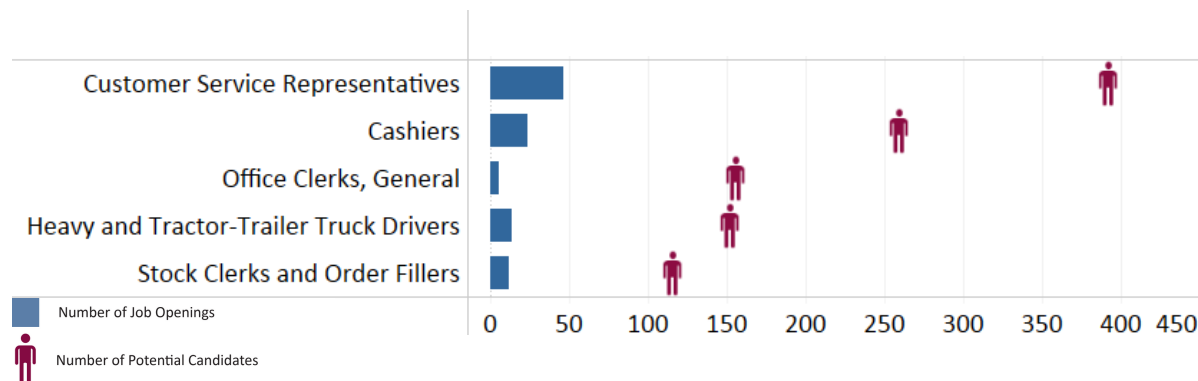
Notes: "Adult population" includes individuals 25 years old and older. Sources: US Census Bureau: American Community Survey 5-Year Estimates 2018 and 1. New Mexico Youth Risk and Resiliency Survey 2017 Doña Ana County High Schools

Goal: CAREERS THAT MATCH LOCAL NEEDS

TOP 5 CAREERS WITH JOB OPENINGS IN DOÑA ANA COUNTY, 2020



TOP 5 CAREERS SOUGHT BY JOB CANDIDATES IN DOÑA ANA COUNTY, 2020



Find the complete list of careers on our website: cca.nmsu.edu/interactive-data-dashboards/

EDUCATION, MENTAL HEALTH, AND PHYSICAL HEALTH CAREERS WITH SURPLUS JOB OPENINGS, DOÑA ANA COUNTY, 2020

- Registered Nurse
- LPN/Vocational Nurse
- Teacher/Instructor
- Diagnostic Medical Sonographer
- Radiologic Technologist
- Medical/Lab Technologist
- Physical Therapist
- Physician/Surgeon
- Dentist
- Surgical Technologist
- Speech Language Pathologist
- Psychiatrist
- Occupational Therapist
- Audiologist
- Anesthesiologist
- Nurse Practitioner
- Nurse Anesthetist

EDUCATION, MENTAL HEALTH, AND PHYSICAL HEALTH CAREERS WITH SURPLUS POTENTIAL CANDIDATES, DOÑA ANA COUNTY, 2020

- Nursing Assistant
- Personal Care Aide
- Pharmacy Technician
- EMT/Paramedic
- Teacher Assistant
- Home Health Aide

Source: New Mexico Department of Workforce Solutions (NMDWS)