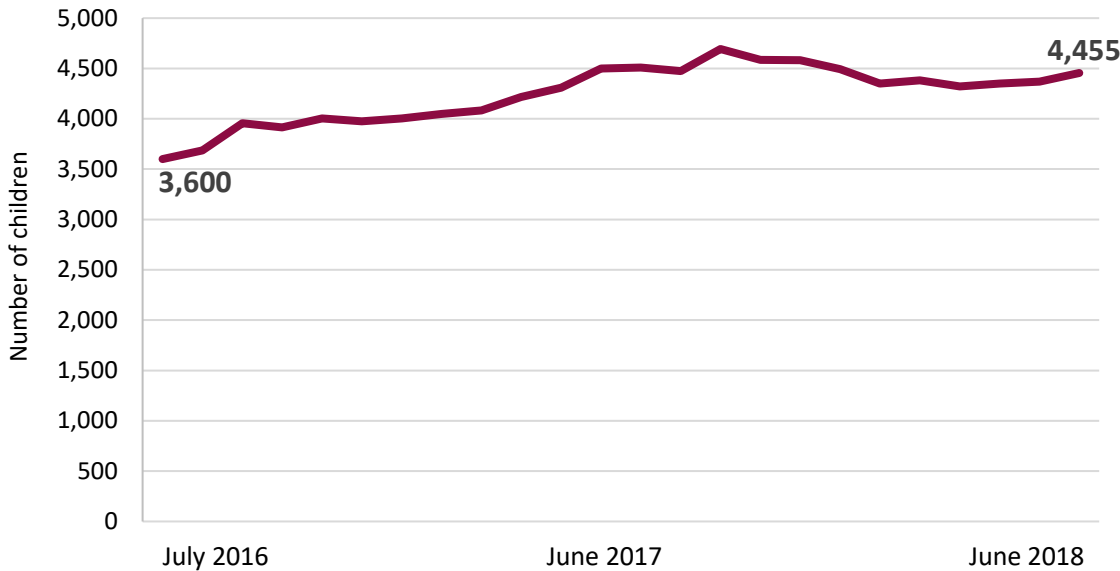


# Subsidized childcare in Doña Ana County, 2018

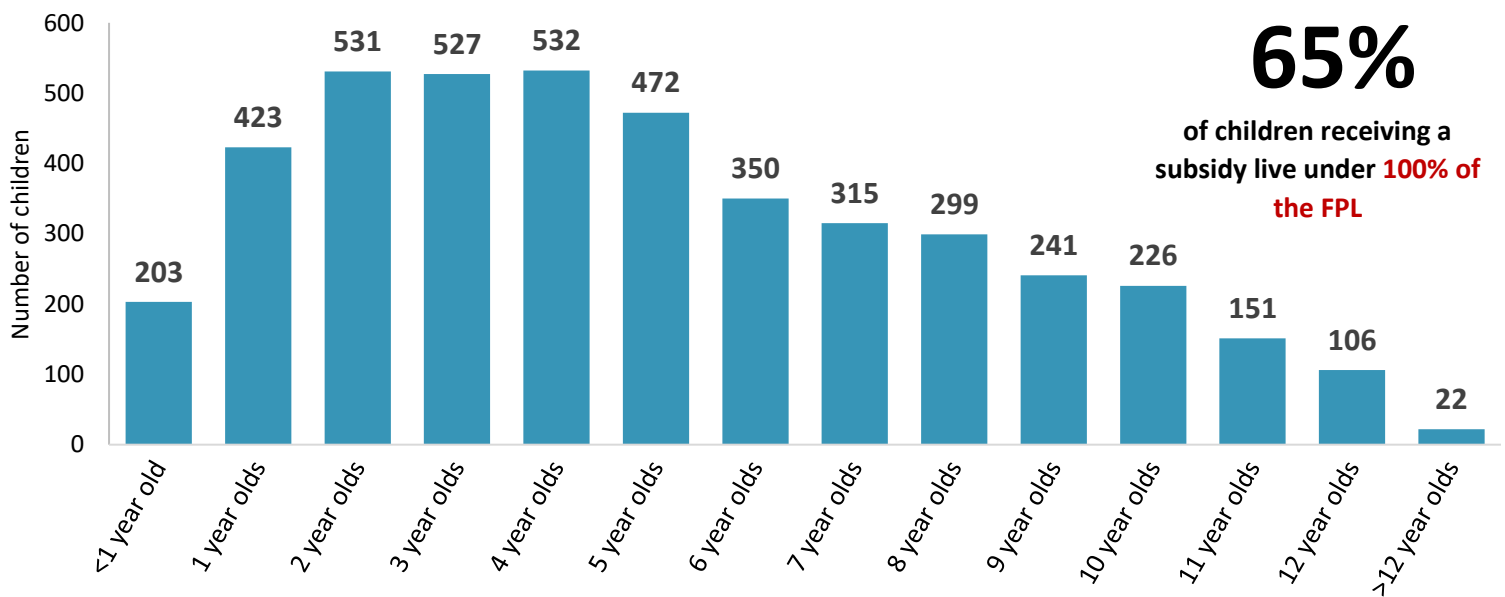
Children under 13 years old receiving child care assistance subsidies, Doña Ana County, July 2016 – June 2018



**24%**  
**INCREASE**  
in childcare assistance subsidies between 2016 and 2018

**79%**  
of subsidized children are in licensed child care centers

Children receiving a child care assistance subsidy by age of child, 2018



**65%**  
of children receiving a subsidy live under **100% of the FPL**

Sources: New Mexico State University Center for Community Analysis estimates derived from subsidy counts provided by CYFD Public Records Department as of 8/26/18, and US Census Bureau ACS 2011-2016 5-year estimates. Notes: FPL stands for the Federal Poverty Line, which, in 2018, is an annual household income of \$16,460 per year for a family of 2 and \$125,100 for a family of 4



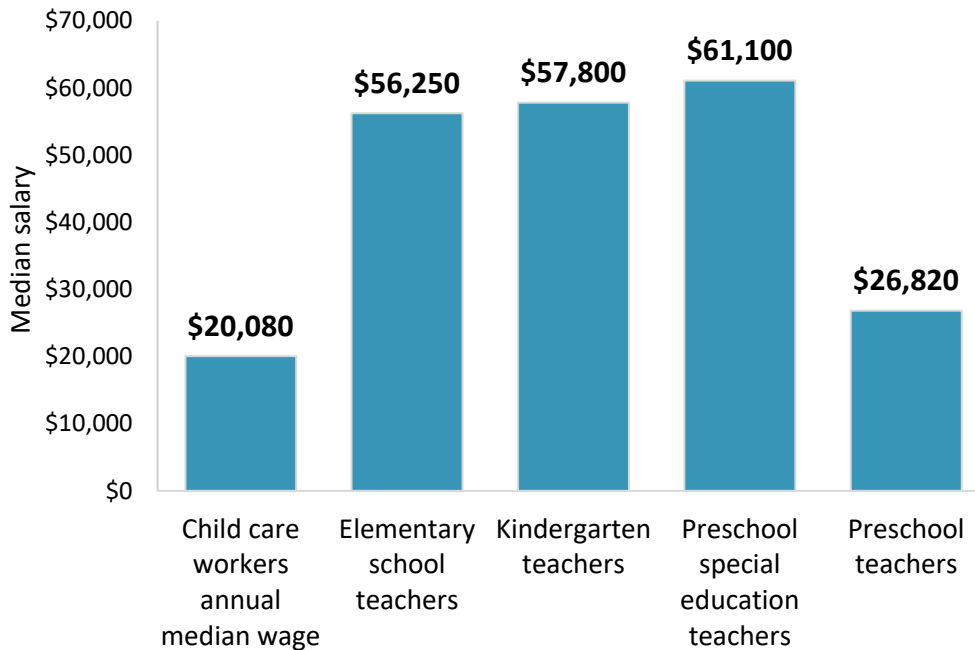
Center for Community Analysis • New Mexico State University

575-646-3352 • [cca.nmsu.edu](http://cca.nmsu.edu)

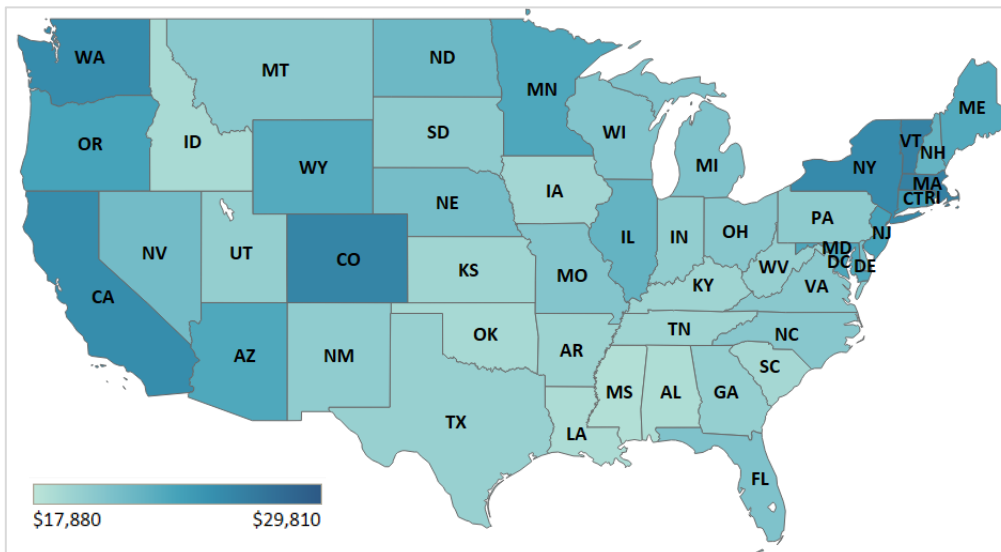


# Early childhood education workforce- median salaries

Early Childhood workforce salary in New Mexico, 2017



Median salary of childcare workers by state, 2017



Sources: Bureau of Labor Statistics

Location	Rank	Wage
United States	-	\$22,290
District of Columbia	1	\$29,810
Massachusetts	2	\$26,510
Vermont	3	\$26,440
Colorado	4	\$26,200
New York	5	\$25,760
Washington	6	\$25,620
California	7	\$25,570
Alaska	8	\$24,940
Connecticut	9	\$24,690
Rhode Island	10	\$24,580
New Jersey	11	\$23,930
Oregon	12	\$23,810
Maryland	13	\$23,480
Minnesota	14	\$23,450
Arizona	15	\$23,380
Maine	16	\$23,250
Wyoming	17	\$23,180
New Hampshire	18	\$22,430
Illinois	19	\$22,410
Hawaii	20	\$22,130
North Dakota	21	\$21,960
Nevada	22	\$21,610
Nebraska	23	\$21,480
Delaware	24	\$21,230
Michigan	25	\$20,990
Florida	26	\$20,980
Wisconsin	27	\$20,850
Missouri	28	\$20,730
North Carolina	29	\$20,510
Ohio	30	\$20,500
Montana	31	\$20,460
Virginia	32	\$20,430
Pennsylvania	33	\$20,190
South Dakota	34	\$20,130
<b>New Mexico</b>	<b>35</b>	<b>\$20,080</b>
Indiana	36	\$20,000
Utah	37	\$19,870
Georgia	38	\$19,830
West Virginia	39	\$19,790
Texas	40	\$19,670
Arkansas	41	\$19,380
Kentucky	42	\$19,300
Tennessee	43	\$19,290
Kansas	44	\$19,240
Iowa	45	\$19,130
South Carolina	46	\$19,030
Oklahoma	47	\$19,930
Idaho	48	\$18,800
Louisiana	49	\$18,610
Alabama	50	\$18,580
Mississippi	51	\$18,380
Puerto Rico	52	\$17,880

